



PERU

COMICS BY TEACHERS AND STUDENTS IN PERU!

ZOWIE!

COMICS FROM THE CLASSROOM


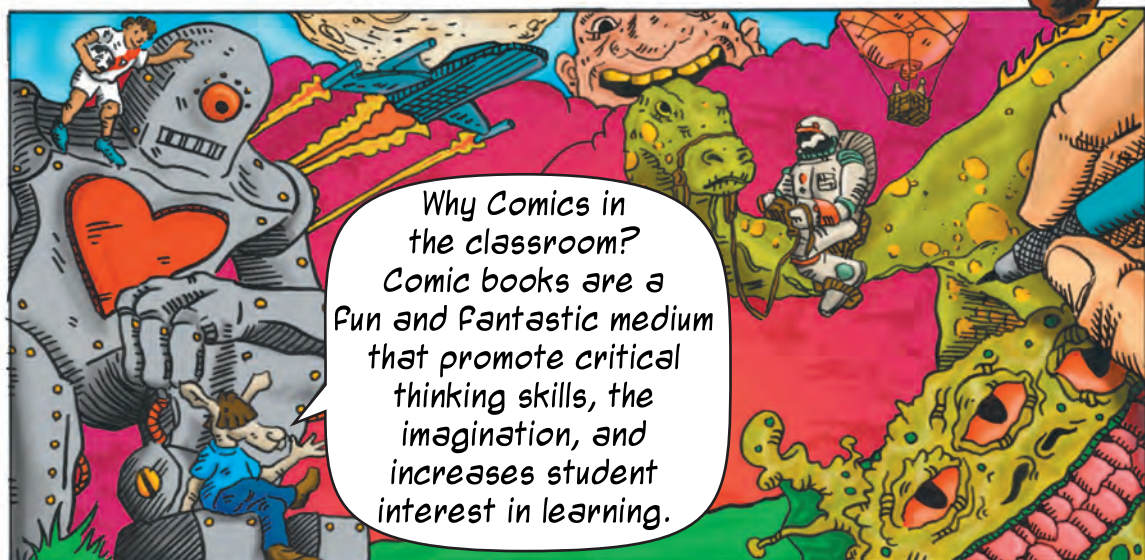

GRATIS!



COMICS, ACTIVITIES, AND MORE INSIDE!
PRACTICE YOUR ENGLISH, READ A COMIC!

1ST ISSUE

WELCOME TO THE FIRST ISSUE OF



ZOWIE! #1

COMICS FROM THE CLASSROOM

CONTENTS

FIRST PLACE WINNER! PAGE 2- CUSCO WITHOUT COLOR

STUDENT, CUSCO - KEVIN MOHAMMED MIRANDA CHURA

SECOND PLACE WINNER! PAGE 8- PERUVIAN ABROAD

STUDENT, LIMA - PEDRO ALEJANDO CASTRO PUENTE

THIRD PLACE WINNER! PAGE 13- SPARROW'S ADVENTURE

STUDENTS, CUSCO - PAMELA CLEMENTE, RODRIGO QUISPE, AND ANTONY RAMOS ATAYUPANQUI

PAGE 18- COMICS IMPROVE YOUR READING SKILLS

CUSCO - FABRICIO RIVAS

PAGE 22- PERU, A TREASURE

STUDENT, AREQUIPA - FLOR ZANNETHE MEJIA ALVARES

PAGE 25- THE STRANGE STORY OF BUFELO COLORADO

STUDENTS, TACNA - PAOLA MONARDES, ROSA MOTA, AND LUCERO MEDINA

PAGE 28- LIAM'S ADVENTURE IN PERU

STUDENTS, ILO - YAQUELIN CHINO, RUTH QUILLE, MARIA QUICO, & FANY FUENTES

PAGE 32- I SING FOR THE MERMAID

STUDENTS, CUSCO - GIULIANA CHAVEZ JHONSON & GABRIELA BUSTAMANTE AGUILAR

PAGE 35- DANGER IN EL ANGOLO

TEACHERS, PIURA - SONIA SERPA HIDALGO, DENISSE PEREZ, AND MARIANO VENEGAS

PAGE 39- THE ALPACAS OF NVA. ESPERANZA

TEACHER, JUNIN - MATT TURNER

PAGE 45- COMIC BOOK TIPS-MINDS IN THE GUTTER

LIMA - BENJAMIN ILKA

PAGE 50- CLASSROOM ACTIVITY - FILL IN THE WORD BALLOON

PAGE 51- ARTIST SPOTLIGHT ON 'ALEXIS FAJARDO'

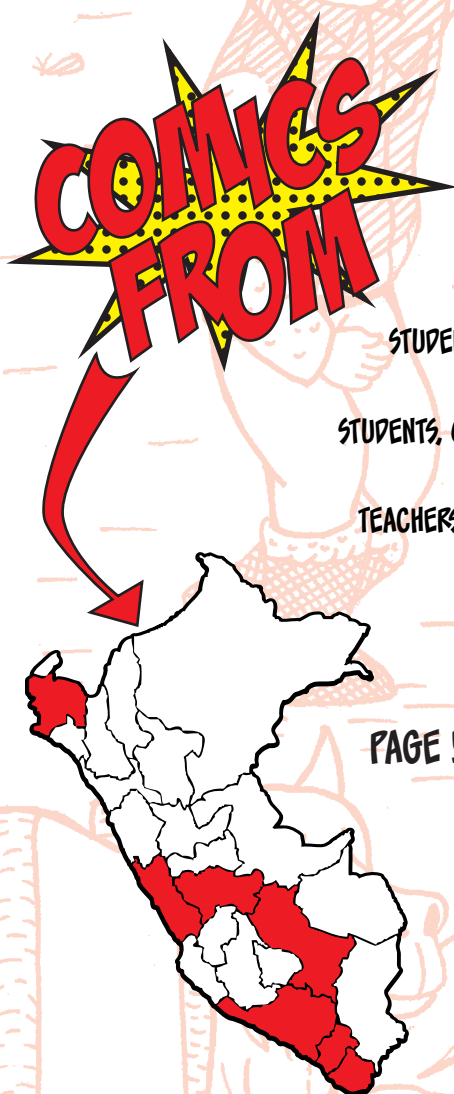
PAGE 52- KID BEOWULF - FILL IN THE BALLOONS!

U.S.A.- ALEXIS FAJARDO


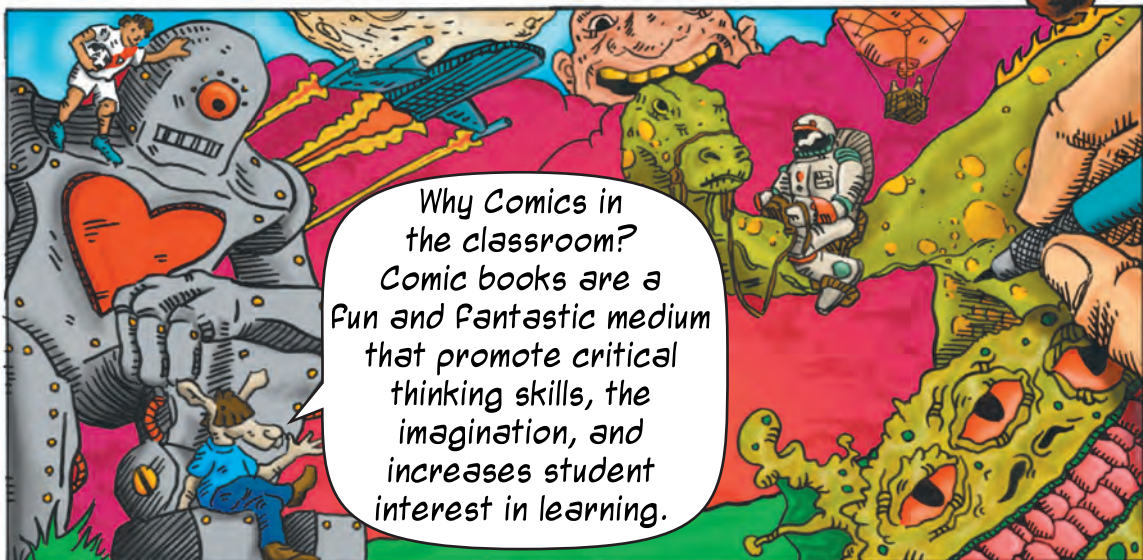

PAGE 56- ACTIVITY - DRAW TO DICE

PAGE 57- ACTIVITY - COMIC BOOK PAGE TEMPLATES

PAGE 60- ACTIVITY - PANEL FRENZY!!!



WELCOME TO THE FIRST ISSUE OF





1st PLACE


CUSCO WITHOUT COLOR

Cusco March 25th, 2015
Strange skeletons
have stolen the color
from the city. Their
Captain is Tullu! They
have conquered the
city!
(Tullu means bone in
Quechua)

BY: KEVIN MOHAMMED MIRANDA CHURA









Those Foolish
sacks of bones!
I'll deal with the
humans myself!




Yeah!
That was the last
of them.



Not so Fast,
KIDS! Stop right
there!



Hail Tullu!!!




You...Tullu!
Give back the color
you stole!



You are quite the selfish Fool!
You want color only For yourselves, while we
have to exist in a black and white world.
BOO...HOO...!





2ND PLACE


PERUVIAN ABROAD

BY: PEDRO ALEJANDO CASTRO PUENTE



Are you nervous?
Don't be, just talk
about yourself. You
might have a long
question round because
many people can't even
point out your country
on a globe. Someone
thought you came from
Beirut, they sound
the same. Ha!







Our school's mascot is a guinea pig. Guess what? Guinea pigs come from Peru. We still breed them but not as pets. Guinea pigs make a delicious dish. Also they are not related to pigs at all, they are rodents. Not to mention that Guinea is very far from Peru!



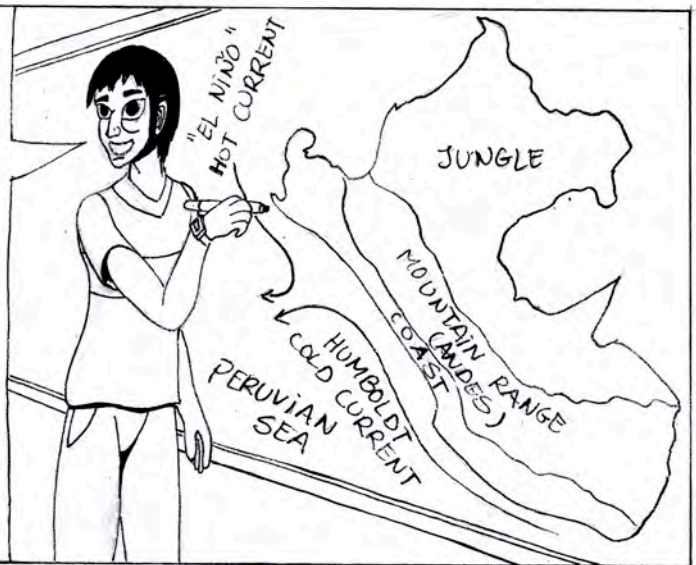
Although the official language in Peru is Spanish several other languages are spoken, for example Qechua. Do you know who Tupac Shakur was? His parents named him after Tupac Amaru the second. He was the leader of an indigenous uprising against the Spanish at the end of the 17th century.



I see that we are having mashed potatoes for lunch today and French Fries tomorrow. We must all be very thankful to the indigenous people of Peru who domesticated the potato and engineered hundreds of varieties.



Peru has 28 of the 32 types of climates that are found in the world. This is because we have two sea currents and the Andes mountain range. This allows us to grow a great variety of foreign and native plants throughout the year.




I cannot say that I look Peruvian because Peru is a melting pot of people from many countries all sharing their cultures. There is no "typical" Peruvian face you will find them in all shapes, sizes, and colors.









So, in conclusion, my country is not so strange. There is a little bit of Peru all over and a little bit of everywhere in Peru! Thanks for listening.









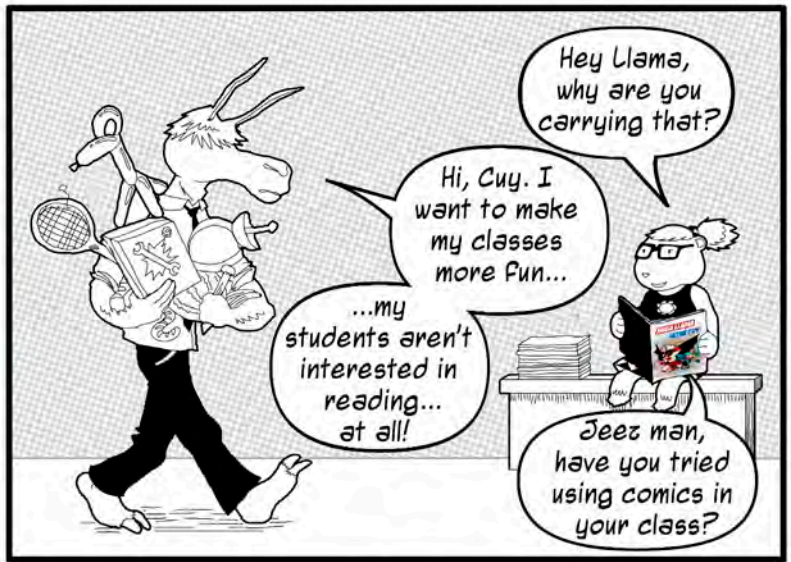


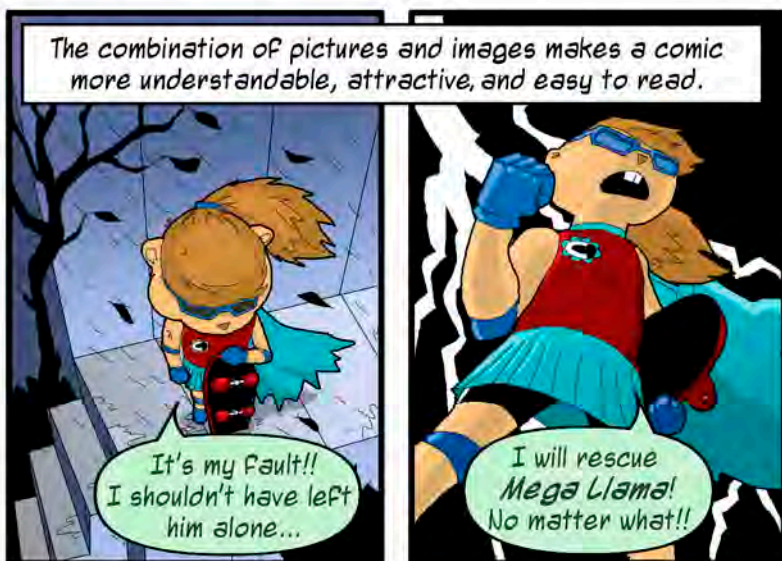
























PERU, A TREASURE

BY: FLOR ZANNETHE MEJIA ALVARES



Language activity: In this story some of the content words have been darkened. Content words are nouns, verbs, adjectives, and adverbs. They are the words in a sentence that convey its message or the important information. Identify the content words in this story and then search for content words in another story.

Let's look at photos of the Festival.



On June 24th, my wife and I gather all the dried grass.



At night, my wife makes "Ponche" a traditional beverage.



At night, we make payment to the Earth. We do this so that we will have a good harvest.



The next day, we make some garlands and we put them on the sheep.



We also have many different dances in Peru. Here are some from the highlands, the jungle, and the Coast.



Highlands




Jungle





Coast





THE STRANGE STORY OF THE BUFEO COLORADO



This is the story of Mariana. She was a beautiful smiling girl, until she disappeared on her 15th birthday



She looked lovely on her birthday.



Her dad thought something was strange about him.



Of course I would.

Hi Mariana would you like to dance?




There were many people at the party but two were special.



I have to go but you can come with me.

Where?



To the river.



Why the river?




That is where I live.



What? You can't live in the river unless...



The three bufeo colorados swam away from the shore.



The people who had seen the transformation were in shock.




Her Father couldn't believe that his daughter was now a dolphin.



He sat by the river for hours. He loved his daughter so much.



Days passed into weeks and still he sat waiting for his daughter to return.



Until one day he also disappeared from the banks of the Amazon river!

People say that his daughter returned and changed her father into a bufeo, too.



If you go to the Amazon and see the bufeos you might just see the father and daughter swimming in the water!



THE END...




LIAM'S ADVENTURE IN PERU


BY: YAQUELIN CHINO
RUTH QUILLE
MARIA QUICO
FANY FUENTES



Liam is from the United States. He is the son of an archeologist. He is planning on having a fun vacation in Peru!

Loreto is one of Peru's 24 regions. It is the largest and it is located in the North. Part of the Amazon Jungle is in Loreto.






The Fruit in Loreto is delicious!

In Loreto there are many birds as well as Fruits.

The Papagayo explains about the wonderful Fruit that is shipped all over the world. The capital of Loreto is Iquitos.



Wow! It is more amazing than I imagined.

Machu Picchu was once a great Inca city.

They then Fly together to Machu Picchu. It is Found in the Cusco region of Peru.


So many things come From the Cusco region.



You should try the maize and quinoa

Quinoa is a grain like seed that has been grown and eaten in the Andes region For thousands of years.





After visiting Machu Picchu and the Sacred Valley they once again Fly to another part of Peru.




It Feels like we have traveled very high up.

We are now at Lake Titicaca at an elevation of 3,812m or 12,507 Feet.


Lake Titicaca is in the Puno region of Peru. It is the largest lake in South America.






Liam's time with the papagayo has been wonderful. He has enjoyed his trip in Peru.

Suddenly Liam wakes up in his bed in the United States! It had all been a dream. Liam, you can make your dream come true.



SING FOR THE MERMAID

BY: GIULIANA CHAVEZ JOHNSON + GABRIELA BUSTAMANTE AGUILAR



If you come
and sing a beautiful
song I'll give you a
surprise.



My grandfather
sang for the
Mermaid and
when he went to
fish he caught a
big delicious
trout.



When my
grandfather returned
from fishing everyone
celebrated the fish.



When the fish was eaten
my grandfather went to the
river to sing again.




Again, the Mermaid
gave him a huge trout.



One day, my grandfather sang and sang.

The song was sad and the Mermaid was troubled.



Yesterday, my son was coming to visit me when he had a car accident and he died.

Do not be sad I can let you see your son again and say goodbye.



The Mermaid made his son come back to say "goodbye".

Thank you. I promise that everyday I'll come here and sing for you.




My grandfather died yesterday and I will now go to the river to sing the same song to the Mermaid.

I will be able to see my grandfather one last time and say, "goodbye". Maybe, I will have the same good luck.





DANGER IN EL ANGOLO



BY TEACHERS: SONJA SERPA, DENISSE PEREZ, AND MARIANO VENEGAS.






In the Forest, Capullan's Family reunites.





Chilalo Finds the Forest Fox.



THE ALPACAS OF NUEVA ESPERANZA

BY MATT TURNER
CONCEPCION STUDIO



EACH YEAR ALL OF US FROM THE VILLAGE TRAVEL UP TO THE HEIGHTS OF ESPERANZA IN A TRUCK. WE GO HERE TO CELEBRATE THE FESTIVAL OF

SANTIAGO, AND MOST IMPORTANTLY, TO LOOK AFTER OUR CHERISHED ANIMALS, THE ALPACAS!

HIGH UP IN THE ANDES THERE EXISTS A VILLAGE CALLED 'LA ESPERANZA' (HOPE) LOOK, HERE IS A MAP OF PERU AND JAUJA, WHERE THE VILLAGE IS SITUATED

JUNIN, PERU





THE APLACAS ROAM THE OPEN LANDSCAPE. WHEN THE VILLAGERS ARRIVE IN THE TRUCK, THE YOUNGEST OF THEM GET TOGETHER AND HERD IN THE ALPACAS. WHILE THE YOUNG HERD IN THE APLACAS, MUSICIANS FROM THE VILLAGE PLAY INSTRUMENTS LIKE THE VIOLIN, HORN, AND TAMBOURINE IN THE RHYTHM OF SANTIAGO, THE EVENT IS A CELEBRATION !



WITH PATIENCE THE ALPACAS ARE HERDED AND GUIDED TO THE PEN. THIS TAKES TIME, BECAUSE OFTEN THE ALPACAS TRY TO ESCAPE.

ONCE ALL THE ALPACAS ARE INSIDE, THE PEN IS CLOSED AND THE FESTIVAL OF SANTIAGO BEGINS

PAPI, WHAT ARE ALL THOSE PIECES OF STRING FOR ?

THESE STRINGS I AM CARRYING MARK THE NUMBER OF ALPACAS. EVERY YEAR WE HAVE TO TAG AND COUNT THE ANIMALS TO KEEP TRACK OF THEIR NUMBER.

FIRST, I CUT THE STRINGS TO MAKE SURE THEY ARE THE RIGHT LENGTH.

WE TIE THE STRINGS IN THEIR EARS.

WE TIE TWO COLOURS

THE COLOURS MARK THEIR GENDER.



WE HAVE TO BE CAREFUL WITH THE ALPACAS! SOMETIMES IT TAKES TWO OF US TO SUCCESSFULLY TIE THE STRINGS IN THE ALPACAS EARS. IF THE ALPACA IS YOUNG WE HAVE TO CREATE A HOLE IN THEIR EAR USING A NEEDLE. WE HAVE TO DO THIS WITH CARE.


EVERYBODY IN THE VILLAGE PARTICIPATES IN THIS ACTIVITY. EVERY YEAR THERE ARE MORE ALPACAS TO TAG. FOR EVERY ALPACA TAGGED THE ADULTS ARE REWARDED WITH A WARM DRINK.

AND AFTER ALL THE HARD WORK WE ALL GET TOGETHER TO ENJOY THE FRUITS OF OUR LABOUR. HAND IN HAND WITH OUR NEIGHBOURS WE DRINK AND DANCE. LATER ON THE LADIES THROW OUT SWEETS FOR THE CHILDREN TO CATCH.





THE LADIES WEAR
TRADITIONAL
DRESSES
CALLED "POLLERAS"
WHICH ARE
EMBROIDERED
WITH FLOWERS. THE
MEN CARRY FRUIT
UNDER THEIR ARMS,
TO MARK THE FESTIVAL
OF SANTIAGO.






AFTER THE DANCING AND FESTIVITIES, IT IS TIME TO LET THE ALPACAS LEAVE THE PEN AND RETURN BACK TO THE PAMPAS. ALL THE VILLAGERS TOGETHER HERD THE ALPACAS UP AND LEAD THEM TO THE EXIT. THE VILLAGERS PLAY THEIR MUSIC TO CELEBRATE.





ESPERANZA


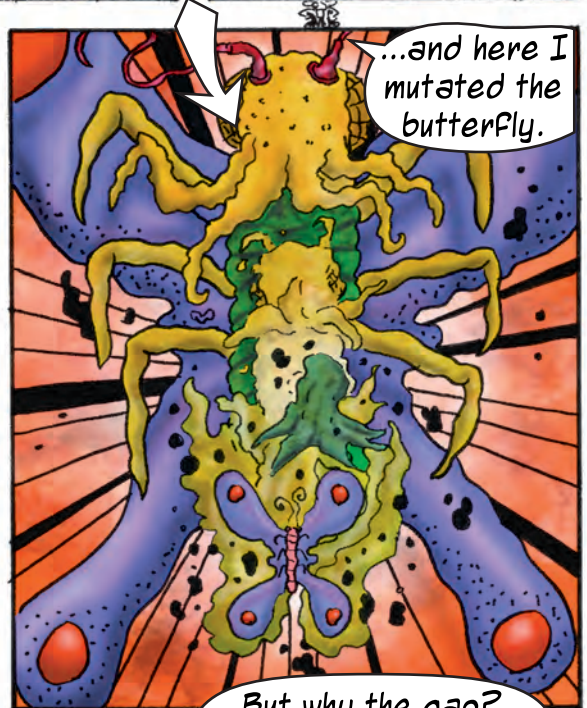

SEE
YOU ALL
NEXT YEAR !


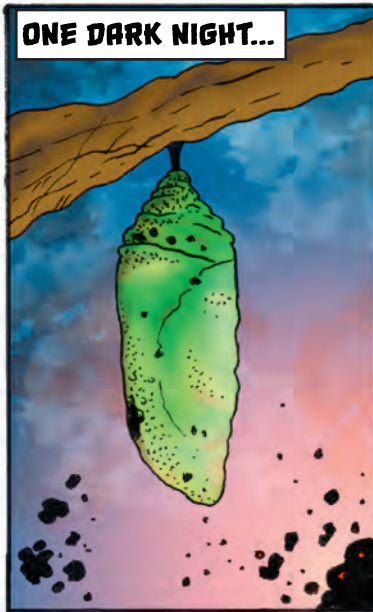
AFTER THE CELEBRATION AND THE HARD WORK OF HERDING AND LACING THE ALPACAS' EARS WITH THEIR NEW TAGS, THE VILLAGERS END UP QUITE TIRED INDEED. THE SHEPHERD AND HIS WIFE STAY IN THEIR FARMHOUSE TO LOOK OVER THE ALPACAS AND TEND TO THE LAND.


MA
TT











*COMICS AND SEQUENTIAL ART BY WILL EISNER

*UNDERSTANDING COMICS THE INVISIBLE ART BY SCOTT MCCLLOUD

CLASSROOM ACTIVITY: FILL IN THE BALLOON

WHAT?

You will need pencils, liquid paper, and comic book pages

HOW?

In this comic choose a page or panel.

Erase the text in the balloons.

Photocopy the page

Now you have empty word balloons to fill.



You can use any of the comics in Zonk!, any comic books you might already have, or you can use the following pages in which we have removed the text in the balloons for you!

WHY?

Fill in the balloon is a highly creative activity that fosters reading and writing skills. You can use it to practice vocabulary, communicative expressions, and grammar. It's also a great way to practice speaking through role-playing using the text in the word balloons as a script.



ARTIST SPOTLIGHT WITH ALEXIS FAJARDO

Hi I'm Alexis Fajardo
Author and artist of
Kid Beowulf!!!



Hi Alexis!
Could you tell
our readers a bit
about your book,
Kid Beowulf?

I've been doing Kid Beowulf for about ten years now. It's based on an old epic poem called Beowulf, which is about a viking who kills a monster named Grendel. In my version the viking (Beowulf) is 12 and the monster, Grendel, is his twin brother. They travel across Europe meeting other heroes and getting into adventures. Growing up I always loved comics like Asterix, so Kid Beowulf is partly inspired by that and my love for mythology.

Do you do all
the work on Kid
Beowulf?

Yes, I do all the work on the comic: From concept, script, penciling, inking, lettering, post-production and publishing! It takes a lot of time and effort, but I enjoy doing it and find it very rewarding. Recently I have been coloring the comic and for that I have an assistant, which has been very helpful.

How do
you make your
comic? Give
us a glimpse
into your
process.

After I've written a script and thumbnailed the book, I draw the pages on 11x14 Bristol board with blue pencil. Then I ink it with a variety of Japanese brush pens (my favorite part). Once the page has been inked, I then scan it and do the finish work (clean-up, letters, and colors) in photoshop. I have a font that is based on my hand writing that gives the comic a more hand-made quality than a generic font. I generally try to do work in batches so I don't get too tired or sloppy; I do pencils for 10 pages and then ink them, and then going back to more pencils.

Who are some
of your favorite
comic book
artists and
writers?

There are so many good cartoonists, past and present that it is hard to keep up with them all. Some of my favorites include: Albert (Asterix) Uderzo, Jeff (Bone) Smith, Walt (Pogo) Kelly, and Charles (Peanuts) Schulz.

What got you into
comics initially?
Do you remember your
first comic book?

I've always gravitated to comics, ever since I was a kid. It's the type of storytelling that interests me most. My first comic was Asterix the Legionary (and I still have it!).

I know that you have
visited Peru. What was
your favorite experience
here in Peru?

Peru was amazing! I visited in 2012 and was invited by ICPNA to share my work. I enjoyed Lima and was thrilled to visit Cusco and Machu Picchu - Peru has a fascinating history and amazing ruins. I look forward to returning.

Finally, do you
have any advice
for aspiring comic
book writers and
artists?

Read everything (and not just comics and graphic novels) and draw all the time. Watch movies and be open to different ways of storytelling. That is ultimately what being a good cartoonist is - being a good storyteller. Don't be intimidated by the blank page and be happy with your work but never satisfied, always strive to get better.


ACTIVITY - FILL IN THE BALLOON!



The Following pages are From Alexis' graphic novel Kid Beowulf Eddas: Shild and Dragon.

Alexis donated the use of these pages as a Fill in the balloon activity! You may photo copy them and Fill in the balloons with your own words. Scan and send the Finished comics to zonkcomics@gmail.com to be entered to win a signed copy of Kid Beowulf!




To see more of Alexis Fajardo's work visit www.kidbeowulf.com







Kid Beowulf © and ™ 2015 Alexis E. Fajardo kidbeowulf.com



DRAWING ACTIVITY!

DRAWN TO DICE!!!

HERE IS A GREAT ACTIVITY SURE TO GET YOU DRAWING.

YOU
WILL
NEED:

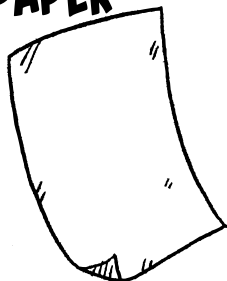
①



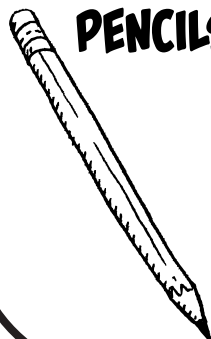
DICE



PAPER



PENCILS



②

EACH DICE HAS
SIX NUMBERS SO
YOU WILL NEED TWO
LISTS OF SIX
ANIMALS.

ASK QUESTIONS TO
YOUR STUDENTS OR
FRIENDS IN ORDER TO
MAKE THE LISTS. FOR

EXAMPLE:

NAME AN ANIMAL

FROM PERU?

"A LLAMA"

CONTINUE

QUESTIONING UNTIL
YOU HAVE TWO LISTS.

1. LLAMA
2. DOG
3. FROG
4. FISH
5. CAT
6. CONDOR

1. SNAKE
2. GOAT
3. CRAB
4. SNAIL
5. GUINEA PIG
6. HORSE


③

ROLL
THE
DICE




④





FOR EXAMPLE: IF YOU
ROLLED A 1 AND A 5
LLAMA IS NUMBER 1 AND
GUINEA PIG IS NUMBER 5 ON
THE LIST. YOU WILL NOW
DRAW A LLAMA/GUINEA PIG!



A Llama-Guinea Pig does not exist so there is no template from which to draw it. This takes the fear away from drawing, there is no wrong way to draw a Llama-Guinea Pig!







**COMIC BOOK PAGE TEMPLATES FOR YOU TO PHOTOCOPY AND USE!
FILL IN THE PANELS WITH YOUR OWN STORIES!**



Page Number

Title

Name



Page Number Title

Name

CLASSROOM ACTIVITY

PANEL FRENZY

PANEL FRENZY IS A GREAT ACTIVITY FOR CLASS OR JUST FOR FUN!

FOR THIS ACTIVITY YOU WILL NEED

- 1 PENCILS, PAPER, AND COMIC BOOK PANELS. PANELS ARE ON THE BACK OF THIS COMIC BUT ANY COMIC WORKS!**
- 2 PHOTOCOPY THE BACK OF THIS COMIC AND CUT ALONG THE DOTTED LINES. YOU WILL HAVE 9 PANELS.**
- 3 NOW ARRANGE THE PANELS INTO A STORY. YOU COULD ARRANGE THE PANELS IN 362,880 DIFFERENT WAYS!**
- 4 PASTE THE PANELS ON A SHEET OF A4 AND UNDER EACH PANEL WRITE DOWN THE STORY FOR EACH PANEL.**

FOR EXAMPLE:



Frank's parents had no food for the party!



So Frank rode his coyote in search of a way to make food.



He found the wise Condor who had a cook book. They made a wonderful meal!

THERE IS NO WRONG WAY TO ARRANGE THE PANELS. THIS ACTIVITY IS A GREAT WAY TO PRACTICE WRITTEN ENGLISH AS WELL AS SPOKEN ENGLISH. WORK IN SMALL GROUPS AND PRESENT THE STORY OUT LOUD.



**FLIP TO THE BACK COVER OF THIS BOOK AND GET STARTED!
SCAN AND SEND YOUR STORIES TO ZONKCOMICS@GMAIL.COM. WE WILL SELECT THE BEST THREE AND THE WINNERS WILL RECEIVE A GRAPHIC NOVEL!**

CLASSROOM ACTIVITY

PANEL FRENZY

PANEL FRENZY IS A GREAT ACTIVITY FOR CLASS OR JUST FOR FUN!

FOR THIS ACTIVITY YOU WILL NEED

- 1 PENCILS, PAPER, AND COMIC BOOK PANELS. PANELS ARE ON THE BACK OF THIS COMIC BUT ANY COMIC WORKS!**
- 2 PHOTOCOPY THE BACK OF THIS COMIC AND CUT ALONG THE DOTTED LINES. YOU WILL HAVE 9 PANELS.**
- 3 NOW ARRANGE THE PANELS INTO A STORY. YOU COULD ARRANGE THE PANELS IN 362,880 DIFFERENT WAYS!**
- 4 PASTE THE PANELS ON A SHEET OF A4 AND UNDER EACH PANEL WRITE DOWN THE STORY FOR EACH PANEL.**

FOR EXAMPLE:



Frank's parents had no food for the party!



So Frank rode his coyote in search of a way to make food.



He found the wise Condor who had a cook book. They made a wonderful meal!

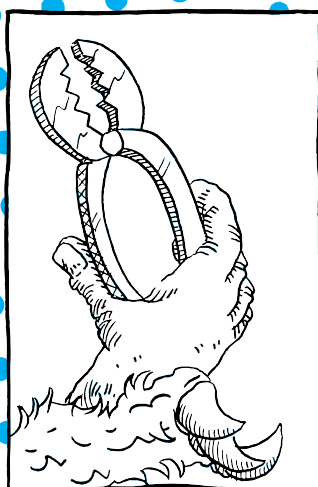


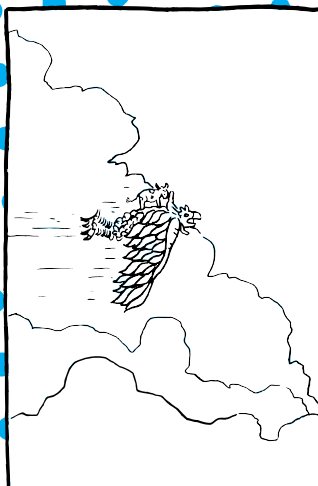

THERE IS NO WRONG WAY TO ARRANGE THE PANELS. THIS ACTIVITY IS A GREAT WAY TO PRACTICE WRITTEN ENGLISH AS WELL AS SPOKEN ENGLISH. WORK IN SMALL GROUPS AND PRESENT THE STORY OUT LOUD.



**FLIP TO THE BACK COVER OF THIS BOOK AND GET STARTED!
SCAN AND SEND YOUR STORIES TO ZONKCOMICS@GMAIL.COM. WE WILL SELECT THE BEST THREE AND THE WINNERS WILL RECEIVE A GRAPHIC NOVEL!**

PANEL FRENZY

PHOTO COPY AND CUT ALONG THE DOTTED LINES, THEN ARRANGE THE PANELS IN A STORY, AND ADD TEXT UNDER EACH PANEL.
FULL INSTRUCTIONS INSIDE!



SCAN YOUR NEW STORY AND SEND IT WITH YOUR NAME TO
ZONKCOMICS@GMAIL.COM
3 WINNERS WILL RECEIVE A GRAPHIC NOVEL!

